

2025-26 Welcome Packet



**Your Complete Guide to a
Successful School Year at**





Welcome to Williamsburg Academy of Colorado (WAC)!

We want to make sure you have everything you need for a smooth and successful start. This Welcome Packet is your go-to resource, designed to help you navigate the first weeks of school and beyond. Inside, you'll find:



Getting Your Student Ready for WAC [page 4](#)



Getting You Ready for WAC [page 10](#)



Getting Ready for Unique Courses [page 14](#)



Top Parent FAQs [page 15](#)



Important Contacts [page 17](#)

We encourage you to save this packet somewhere handy so you can easily reference it throughout the year.

We are committed to your student's success and growth, and our team is here to support you every step of the way.

Here's to an exciting year ahead—we can't wait to learn and grow together!

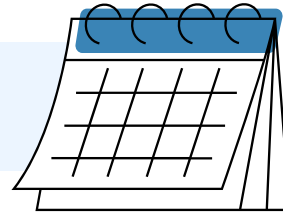
Warmly,

Heidi Mitchell
Executive Director
Williamsburg Academy of Colorado




Before we get started, here's a quick look at the most important dates to mark on your calendar and an overview of the tech systems you'll see mentioned throughout this guide:




Key Start-of-Year Dates




Date	What's Happening
August 1	Orientation & Benchmark Assessments open in the WAC Hub (in Canvas). Students must complete these to unlock their classes.
August 8	Classes unlock in Canvas (only if orientation and benchmarks are done). Students can review course content.
August 11	Semester officially begins!
August 13	Live online classes start via Zoom.

The Systems You'll Use at WAC



System	Purpose
★ SIS	Student Information Services: Manage your child's enrollment and courses, view their pacing and grades, and message mentors.
 CANVAS BY INSTRUCTURE	Where your student will join their classes, see course materials, submit assignments, and message their mentors.
 WAC HUB	Where students complete orientation and benchmark assessments and see WAC-specific info (like in-person events)! - Inside Canvas
zoom 	Platform for live online classes (camera and mic required).
Remind	Text alerts and updates directly to parents' phones.

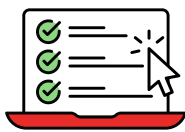
Getting Your Student Ready



How to Prepare for School in 5 Steps!

To remove any guesswork, we'll walk you through the **five most important things** to do now to get your student ready for school.

Then, we'll share a few tips and resources to **get you ready** for your time as a WAC parent.



Let's get started!



1

Set Up or Confirm SIS Access, Then Upload Your Student's Photo



A: Create SIS Login (Only for New Students)

✓ Skip to Part B if your student already has an SIS login—they do not need to create a new one!

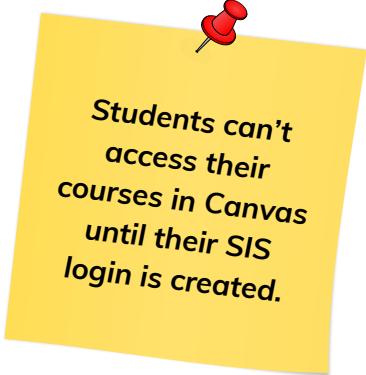
If your student hasn't created their SIS login, look for an email titled **"Action Needed: Help create your child's SIS username and password"** sent to you when you added them to your parent account, and follow the instructions.

Once the login is created, a Canvas account will be generated within 30 minutes using the same credentials.

Need help? Contact your Enrollment Advisor or our [Customer Support Team](#).

B: Add Their Profile Photo to SIS

From your SIS parent account, go to your student's profile under "My Students" and upload a **headshot-style photo** of them. This will be used for their school ID.



Students can't access their courses in Canvas until their SIS login is created.

[Go to SIS](#)

2

Make Sure Your Child Completes Orientation & Benchmark Assessments

Orientation is a series of short, pre-start assignments designed to help your student succeed at WAC. **Completing orientation before school begins is required.** Starting on August 1, students can log into Canvas and open the **WAC Hub** course to get started!

Get Started in Canvas



ATTENTION PLEASE



Required Benchmark Assessments: As part of orientation, all students complete three learning assessments to help gauge their current skill levels in reading, writing, and math. These assessments are exclusively used by our mentors and student support teams to help your child excel in their classes.



Important: Students will not have access to their Canvas courses, including classroom Zoom links, until they've completed orientation and benchmarks. Your student's courses will become available within 24 hours after both steps are finished, beginning August 8.

3

Confirm Your Student's Books & Materials

We'll ship your student's books and materials (for approved courses) to the mailing address listed in SIS and notify you as soon as they're on the way.



Important: To avoid delays and ensure everything arrives on time, please go to your profile in SIS and double-check that your address is correct.

[Check Address in SIS](#)

4

Optional: Request a Computer

Every student needs access to a computer to attend classes and complete assignments. We can provide a loaned student computer if needed, but you must request one.



Important: If your student needs a device and you haven't already requested one, please submit a request today—we're ready to ship!

[Request a Computer](#)

5

Complete a Tech Check

Your student needs reliable high-speed internet, a computer with a webcam and microphone, and essential software like Google's productivity suite and Zoom. View our Tech Check page to confirm they have everything they need to succeed at WAC.

[Start Tech Check](#)

What Your Student Can Expect

To help your student make the most of WAC, it's important to understand the classroom experience and program expectations. We use these guidelines and tools to create a focused, respectful, and engaging experience that helps all students thrive.

Zoom Etiquette

Your student will be expected to:

- Keep their camera on during class
- Use their real name
- Have a distraction-free study environment and Zoom background
- Ensure anyone in the background is dressed appropriately
- Use kind and respectful communication with classmates



Discussions & Lectures

At WAC, our classes are more than just lectures—they're based on active, engaging discussions between mentors and students.

To help facilitate this, mentors use tools such as the Socratic method, breakout rooms, and dynamic group projects—encouraging students to learn **how** to think, not **what** to think.

You'll also see mentors deliver engaging presentations and offer timely, quality feedback, with a focus on helping students build toward mastery.

Assessments & Testing

Throughout the year, your student will take several important assessments—including benchmark assessments, end-of-year CMAS assessments, PSAT (grades 9–10), and SAT (for juniors). We also provide assessments to support Gifted & Talented services and English Language Learners. These help us track progress, tailor instruction, and prepare students for college and beyond.

Workload & Materials

In addition to class time, your student will have meaningful homework and projects to work on outside of class.

Instead of relying on traditional textbooks, many of our courses use classical literature and other original sources to make learning more engaging and inspiring.


Attendance & Engagement

At WAC, we monitor attendance and engagement. When students are fully engaged, they generally earn better grades, learn more easily, and gain self-confidence.

How to Be “Fully Engaged”

Engagement means your student is consistently showing up and making steady progress in their learning. Here’s what this looks like in action:

- **Submitting assignments on at least 4 days each week**
→ This is key to staying on track and earning engagement credit
- **Logging into Canvas regularly—at least 4 days a week**
→ Logging in counts toward attendance and helps build strong habits
- **Attending live classes** (if enrolled)
→ Being present deepens learning and builds connection with mentors and peers

 **Tip:** Each Tuesday, we check for weekly engagement. If your student has a grade of 80% or higher in all courses or is fully caught up on schoolwork, they’ll receive full engagement credit—even if their week looked a little different.

If we notice your student isn't engaging regularly, we will reach out to offer support and help get things back on track.

What if My Child’s Absent?


Life happens—and that’s okay! Here’s what to do:

Absent 1-2 days? Call 303-285-0780 to excuse the absence. Your student can message their mentor in Canvas if they need more time for assignments.

Absent 3+ days? Submit an Absence Request Form to excuse the absence (this notifies mentors automatically).

[Submit Absence Request](#)






Getting You Ready for WAC

Resources for Parents

Watch Our On-Demand Parent Orientation



Whether you're new around here or just need a quick refresh, we're here to help you navigate our online learning systems!

Our **On-Demand Parent Orientation** videos walk through everything you need to feel confident and equipped to support your student. Specifically, you'll learn how to:

- Navigate the WAC Hub, Homeroom, and Parent & Student Handbook
- Use SIS to access class registration, records, and mentor communication
- Check grades, view coursework, and stay updated in Canvas



Watch Our Parent Orientation Videos!

Use the Three-Step Parent Support Plan

This plan is the simplest, most effective way to help your student thrive at WAC. In a group of families who consistently used this approach, 90% of students earned straight A's, with the rest coming close! We can't recommend it enough. The three steps are:



Plan the Week

Help your student plan their week with daily checklists.



Plan Extra Support

Anticipate when they'll need extra support (from you or a mentor) and schedule it.



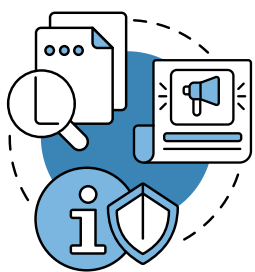
Daily Check-Ins

Hold a quick, five-minute accountability meeting each school day to keep them on track.



Watch our [Three-Step Parent Support Plan](#) videos to give your student the support they need to thrive this school year!

If you're short on time, check out our quick, two-minute "3-Step Parent Support Plan (in a nutshell)" video in our [Parent Video Library](#).



Parent Resource Center

Our Parent Resource Center is your one-stop hub for all the information you need as a WAC parent. From school news to event info, this page keeps you in the loop. Click below and bookmark the page so you can easily come back to it!



[Go to the Parent Resource Center](#)

How We Keep You Informed



Weekly Parent Updates

Each week, we'll send you a Weekly Parent Update (via Remind) with key action items, important announcements, and upcoming events. We also have an archive of past updates on our website.

[View Weekly Parent Updates](#)



Text Messaging with Remind

We also use Remind Messaging to share important updates throughout the school year, occasionally including time-sensitive information.



Canvas & SIS Communications



Course-specific updates are sent through Canvas, and mentors and counselors use SIS to share important information about your student's progress. To stay informed, keep an eye on your email and both platforms.

WAC Academic Calendar

Our calendar lists all key dates throughout the school year, including important events and holidays. We recommend reviewing the calendar periodically, as new events and activities are added throughout the year.



[View & Bookmark Calendar](#)



Save the Date!

Back-to-School Night for Parents and Students – August 7, 2025

Kick off the school year with our live Back-to-School Night! Meet Heidi Mitchell (our Executive Director), connect with other key staff members, and get answers to your questions. This event is a great opportunity for both parents and students to learn helpful tips, explore course details, and start the year feeling confident. Stay tuned for an email with all the details and the Zoom link!

Parent & Student Handbook

We recommend reviewing the Parent & Student Handbook to gain a deeper understanding of school policies, academic guidelines, student services, and how to stay connected with our community. It's a helpful resource for questions that may come up during the year!



[View & Bookmark Handbook](#)

Getting Ready for Unique Courses

If your student is taking either of the following unique course types, read below for some helpful tips. If not, learn how they can get involved!

Adventures Courses



Adventures courses offer hands-on learning through outdoor and leadership activities on select Fridays—building confidence, friendships, and real-world skills.

If your student is enrolled, log in to Canvas and **sign up for at least 7 adventures** (no more than 10).

Not enrolled yet? We might still have space! **Contact** the WAC Registrar to register your student.

Concurrent Enrollment



Concurrent Enrollment lets 10th–12th grade students earn high school and college credit at the same time through our Colorado college partners.

If enrolled in concurrent enrollment courses through WAC, **follow the registration steps** from your student's selected college and **note important college deadlines**.

Not enrolled? Visit our **Concurrent Enrollment** page for details.

Top Parent FAQs

“How can I support my student in their learning?”

The best way to support your student is to help them start strong before classes begin! Here's how:



Implement the Three-Step Parent Support Plan with daily checklists, timely support when needed, and quick accountability meetings. You can start by planning when they'll complete their orientation assignments!



Complete Orientation—both of you! It's a great way to learn about schedules, Zoom etiquette, and common tech tips.



Look ahead at their schedule for the whole semester so they know what to expect each week.



Ensure they have their books and know which classes they're for—students can find the syllabus and book list for each course in Canvas.



Help them create a distraction-free study space that helps them stay focused and in the zone.

If you don't see your question answered here, our team is happy to help! Keep reading to view more support options.



“If my student needs help with their courses, what should I do?”

There are several ways your student—and you as their parent—can get extra support:



Zoom Office Hours: The homepage for each course in Canvas lists office hours when students can drop in to ask their mentor questions or get help. In some cases, mentors can adjust workloads when needed.



Contacting Mentors: Both students and parents can email mentors directly through SIS. Mentors strive to respond within one school day.



Creating a Canvas Observer Account: This lets you view your students' courses and assignments and track their progress. To get started, check out the Canvas Observer Account video on our [Parent Orientation](#) page.



Participate in Parent-Mentor Check-Ins Each Semester: We offer two options for in-depth communication with your student's mentors:

- **Parent-Mentor Conferences (PMCs):** A live meeting to discuss your student's progress and create a plan with their mentor if anything is off-track.
- **Parent-Mentor Updates (PMUs):** A quick email from your student's mentor summarizing their progress—perfect if you just want a simple check-in.



Important Contacts

Executive Director

Heidi Mitchell

executivedirector@wacolorado.org

Student & Parent Services

Samantha Shoener

Student & Family Engagement Coordinator

familysuccess@wacolorado.org

Registrar

Lynne Fendall

Applications, Registration, Enrollment

registrar@wacolorado.org

IT Equipment Specialist

Chromebook/Laptop Use & Tech Repair

books.computers@wacolorado.org

School Counselors

Katie Cooke

Serves Students with Last Names A-L

counseling@wacolorado.org

Erin Gansz

Serves Students with Last Names M-Z

counseling@wacolorado.org

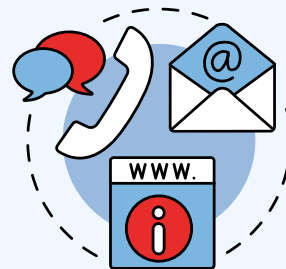
Unsure Who to Contact?

Call or email us and we'll direct you to the right team member! You can even chat us from our website.

Customer Support

(303) 285-0787

support@williamsburglearning.com



See More on Our Website

Please note: Program details, benefits, and policies are subject to change.

Wrapping Up: You Know You're Ready If...

- 🔑 Your student's SIS login is set up, and their photo is uploaded.
- 🎓 Student orientation and benchmark assessments are done.
- 📚 Books and materials are home or on the way.
- 💻 Tech is good to go—computer, Zoom, internet—ready!
- ▶️ You've watched and bookmarked Parent Orientation.
- 📅 Calendar is marked and your student's set to start strong!

Now? Ready, Set... Relax!

If you've checked everything off, your student is officially ready for school.

Now kick back, grab a refreshing sip, and celebrate—you've earned it!

**We'll see your student
in class soon!**

